

KTM Radiator Braces Installation

- 1** Remove seat & gas tank.
- 2** Remove plastic radiator louvers.
- 3** Drain radiator coolant, by removing the radiator cap and then the coolant drain plug on the side of the water pump (fig1)
- 4** Reinstall coolant drain plug.
- 5** Remove the four bolts holding the radiators to the frame.
- 6** Loosen the five hose clamps on the top & bottom of the radiators, then pull the hoses off and remove the radiators
- 7** Remove the two aluminum spacers from each radiator's rubber grommets (you will not reuse these) (fig2)
- 8** Place the brace marked with an R on the back of the right radiator.
- 9** Install support rods using the supplied 6x16 button head bolts (fig3)
- 10** Fasten the radiators on to the frame using the supplied 6x16 bolts & the washers from the original bolts along with the supplied spacers.(fig4).
- 11** Reconnect radiator hoses & tighten hose clamps.
- 12** Fill radiators with coolant & bleed the system per your KTM owners manual.
- 13** Install plastic radiator louvers.
- 14** Install tank & seat.
- 15** Fasten the radiator shrouds to the radiators by using the supplied 6x30 bolt, standard shroud bushing & the supplied spacer. (fig5)




FIG 1



FIG 2




FIG 3



FIG 4




FIG 5

WARNING AND DISCLAIMER

All parts manufactured, designed or sold by Enduro Engineering, Inc. (EEI) are to be installed by a licensed motorcycle dealer or a licensed motorcycle technician. Motorcycles can be dangerous. Serious injury, death and property damage can result from the use of motorcycles. This risk is increased by improper installation or misuse of after market parts. EEI's customers must exercise good judgment in the use, control, alteration, part selection and installation, and maintenance of their motorcycles. In the event of a possible defect in material or design, or any other defect in a part manufactured, designed or sold by EEI, the responsibility of EEI is limited to either a refund of the purchase price or the replacement of the part if EEI determines the part to be defective, and subject to EEI's inspection of the part within thirty (30) days from the date of purchase. (Note: any attempted repairs or modifications made to EEI products will void this limited warranty). EEI, under no circumstances will be responsible for incidental and/or consequential damages, property damage, personal injury damage, or damage, injury, cost or expense of any kind or nature whatsoever. By purchasing an EEI product or a product sold by EEI, you (1) acknowledge the above disclaimer and agree to its terms; (2) agree that any claim brought against EEI arising from and/or pertaining to or otherwise related to a part manufactured, designed or sold by EEI must be brought in the Michigan State Courts located in the County of Ingham or in the Federal District Court for the Western District of Michigan and that Michigan law shall apply on all issues; and (3) any claim against EEI must be brought within one (1) year of purchase of the product. EEI makes no other warranty, express or implied, including without limitation any warranties of merchantability and fitness for a particular purpose. R.JRF.Sec.randt.warninganddisclaimer.5 2 08



QUALITY OFF-ROAD MOTORCYCLE PRODUCTS

INSTRUCTIONS

Radiator Braces

Part# 11-101